


# Allsup Disability Study: Income at Risk

Examining income risk factors  
for people with disabilities

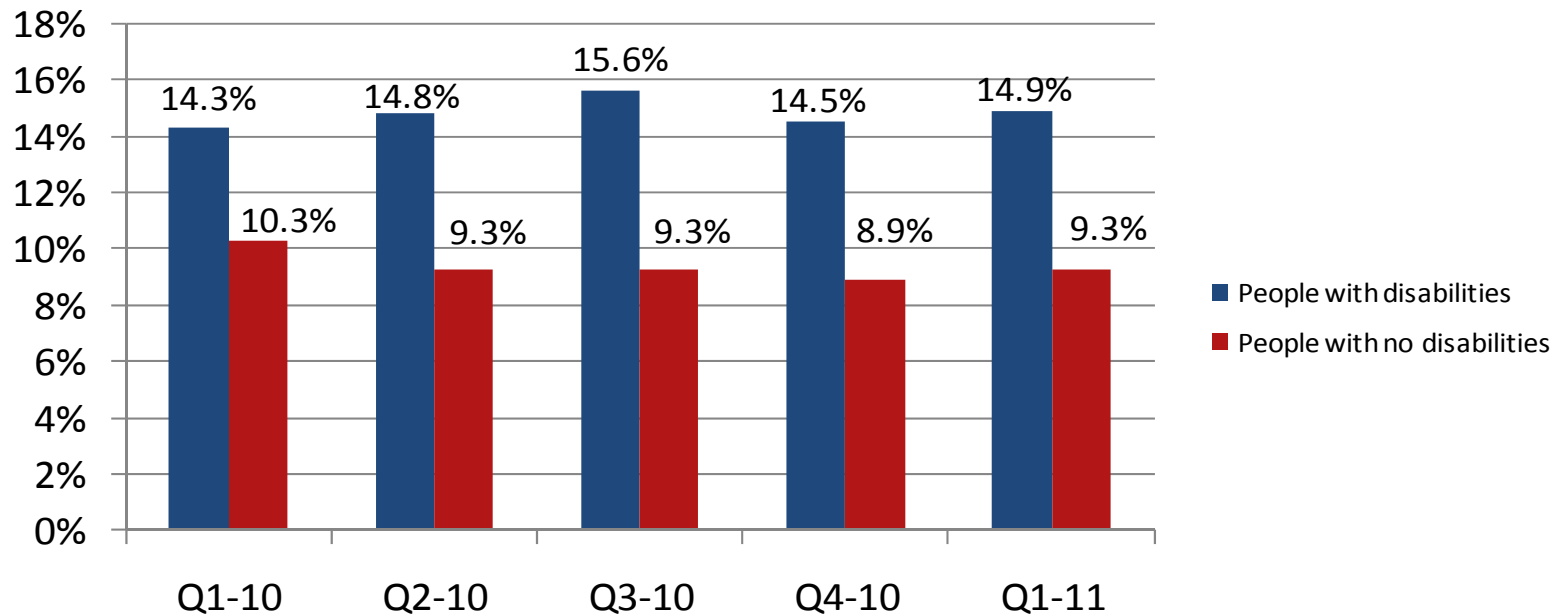
2011 First Quarter  
April 2011



# Allsup Disability Study: Income at Risk

The unemployment rate for people with disabilities continues to be significantly higher than for those with no disabilities.

## Quarterly unemployment rates



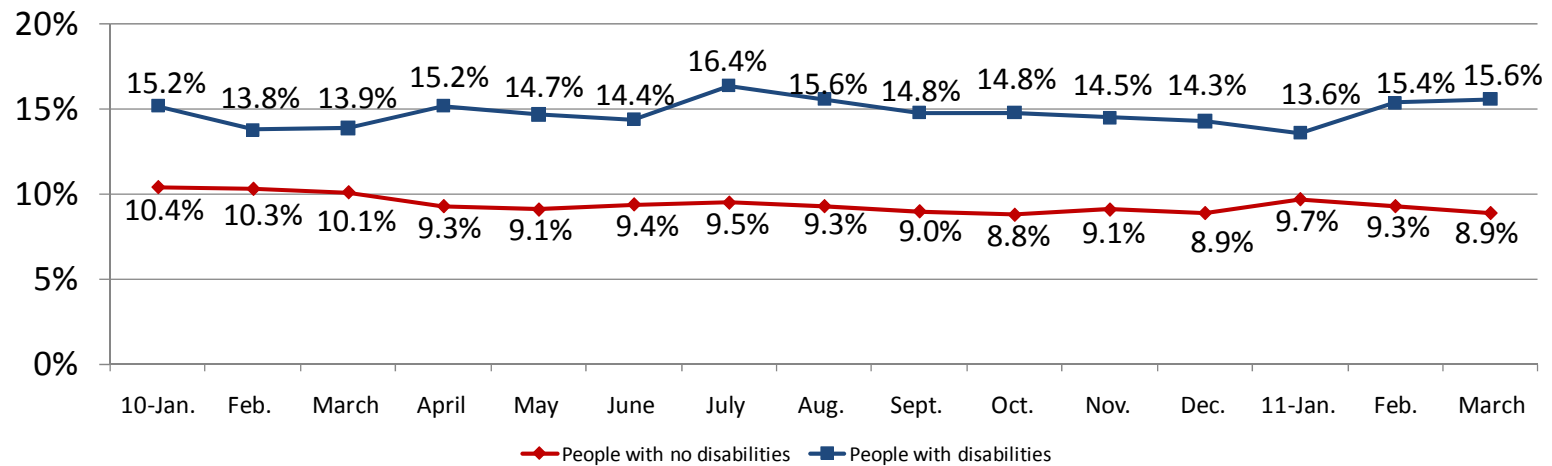
The unemployment rate for people with disabilities rose slightly in the first quarter of 2011 and is higher when compared to first quarter 2010. For first quarter 2011, people with disabilities experienced an unemployment rate 60 percent higher than people with no disabilities.

**Source:** Allsup analysis based on U.S. Bureau of Labor Statistics data; not seasonally adjusted and includes those 16 and older.

# Allsup Disability Study: Income at Risk

The unemployment rates for people with disabilities and those with no disabilities remain high.

## 15-month unemployment rates



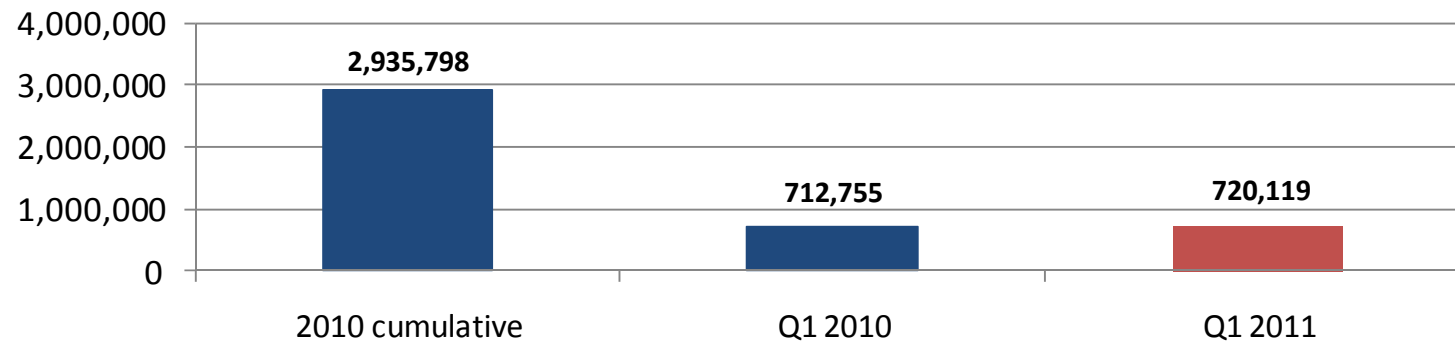
After narrowing slightly in January, the unemployment rate gap between people with and without disabilities began widening at the end of the first quarter. In March 2011, people with disabilities had an unemployment rate 1.7 points higher than a year ago, 15.6 percent in 2011 compared with 13.9 percent in 2010. At the same time, the unemployment rate for people without disabilities dropped 1.2 points, to 8.9 percent in March 2011 compared with 10.1 percent in March 2010. People with disabilities consistently have a higher unemployment rate and greater volatility in joblessness than those without disabilities.

**Source:** Allsup analysis based on U.S. Bureau of Labor Statistics data; not seasonally adjusted and includes those 16 and older.

# Allsup Disability Study: Income at Risk

Social Security Disability Insurance applications for first quarter 2011 increased 1 percent compared with the same period in 2010.

## SSDI applications



The number of people applying for Social Security Disability Insurance rose 1 percent from the first quarter 2010 to 2011.

Source: Allsup analysis based on Social Security Administration data.

# Allsup Disability Study: Income at Risk

## Background information

### About Allsup:

Allsup is a nationwide provider of Social Security disability, Medicare and Medicare Secondary Payer compliance services for individuals, employers and insurance carriers. Founded in 1984, Allsup employs more than 700 professionals who deliver specialized services supporting people with disabilities and seniors so they may lead lives that are as financially secure and as healthy as possible. The company is based in Belleville, Ill., near St. Louis. For more information, visit [www.Allsup.com](http://www.Allsup.com).

### Allsup Disability Study:

Allsup has been conducting the quarterly "Allsup Disability Study: Income at Risk" since 2009.

First quarter 2011 report: <http://www.allsup.com/Portals/4/allsup-study-income-at-risk-q1-11.pdf>

Archive: <http://www.allsup.com/about-us/news-room/income-at-risk-report-archive.aspx>

### Source materials:

U.S. Bureau of Labor Statistics, [http://www.bls.gov/schedule/archives/empsit\\_nr.htm#2011](http://www.bls.gov/schedule/archives/empsit_nr.htm#2011)

Social Security Administration, <http://www.ssa.gov/OACT/STATS/dibStat.html>

### Allsup contacts:

Rebecca Ray, (800) 854-1418 ext. 65065, [r.ray@allsupinc.com](mailto:r.ray@allsupinc.com)

Mary Jung, (773) 429-0940, [mtjung@msn.com](mailto:mtjung@msn.com)