

# Allsup Disability Study: Income at Risk

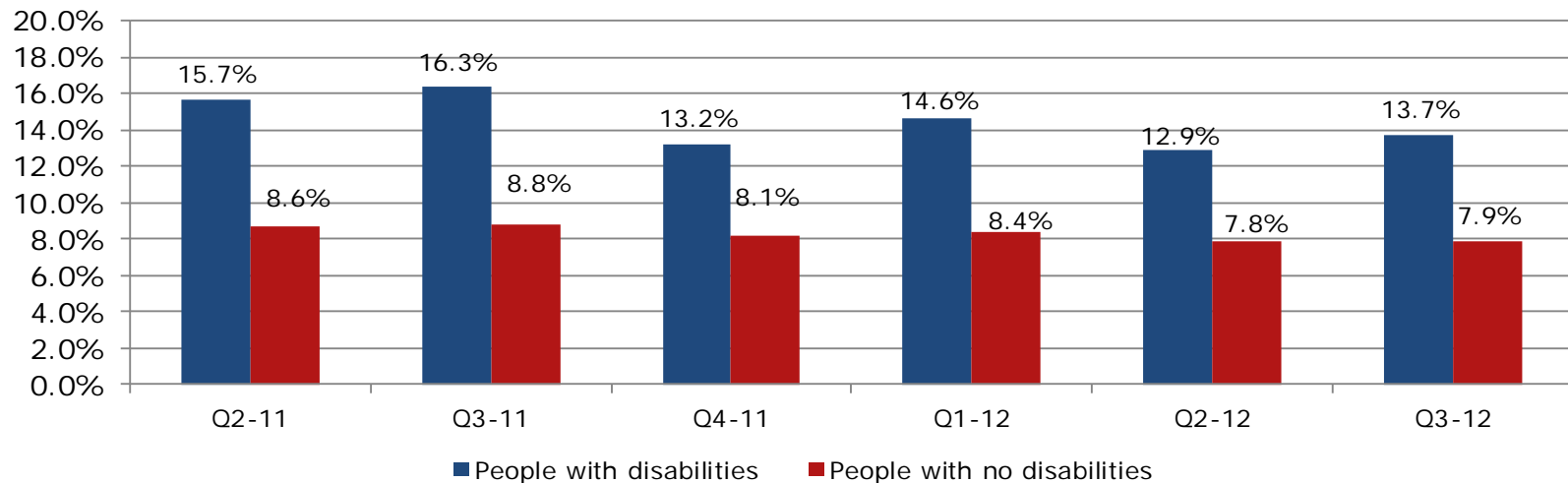
## Examining income risk factors for people with disabilities

2012 Third Quarter Report  
October 2012

# Allsup Disability Study: Income at Risk

The quarterly unemployment rate for people with disabilities continues to be much higher than for those with no disabilities.

## Quarterly unemployment rates



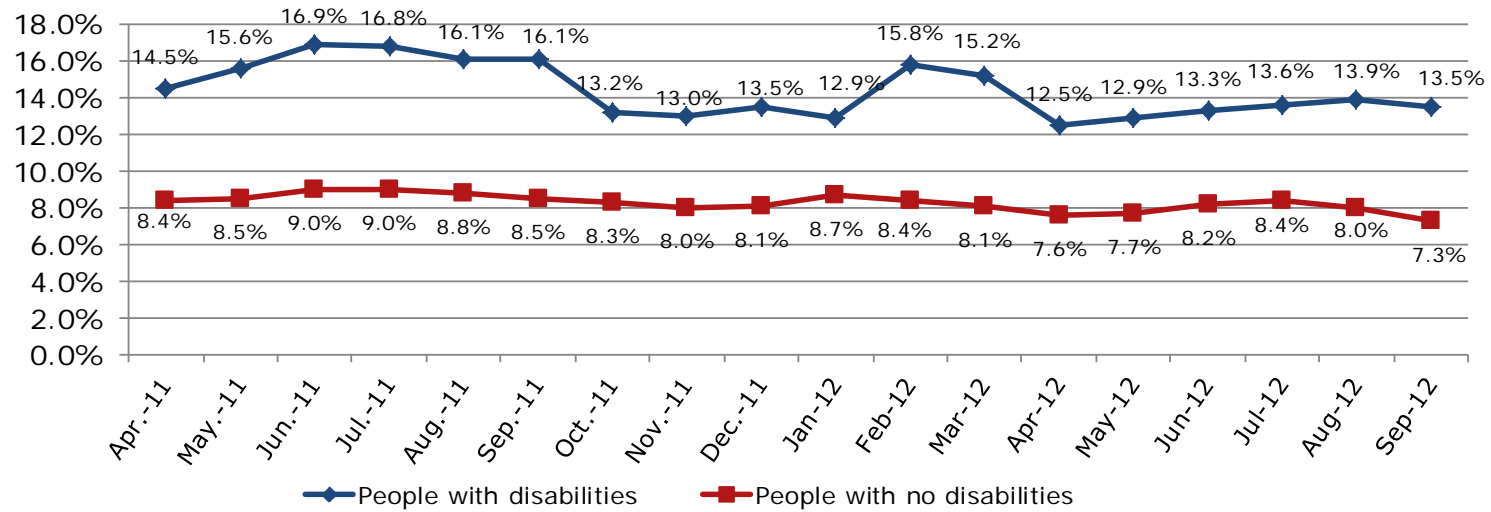
The third-quarter unemployment rate for people with disabilities showed a notable increase to 13.7 percent, from 12.9 percent in the previous quarter. However, the third-quarter 2012 rate declined compared with the same period in 2011. For third quarter 2012, people with disabilities experienced an unemployment rate nearly 73 percent higher than people with no disabilities.

**Source:** Allsup analysis based on U.S. Bureau of Labor Statistics data; not seasonally adjusted and includes those 16 and older.

# Allsup Disability Study: Income at Risk

The monthly unemployment rate for people with disabilities rose slightly through the second quarter and the start of the third quarter before seeing a slight decline in September 2012.

## 18-month unemployment rates



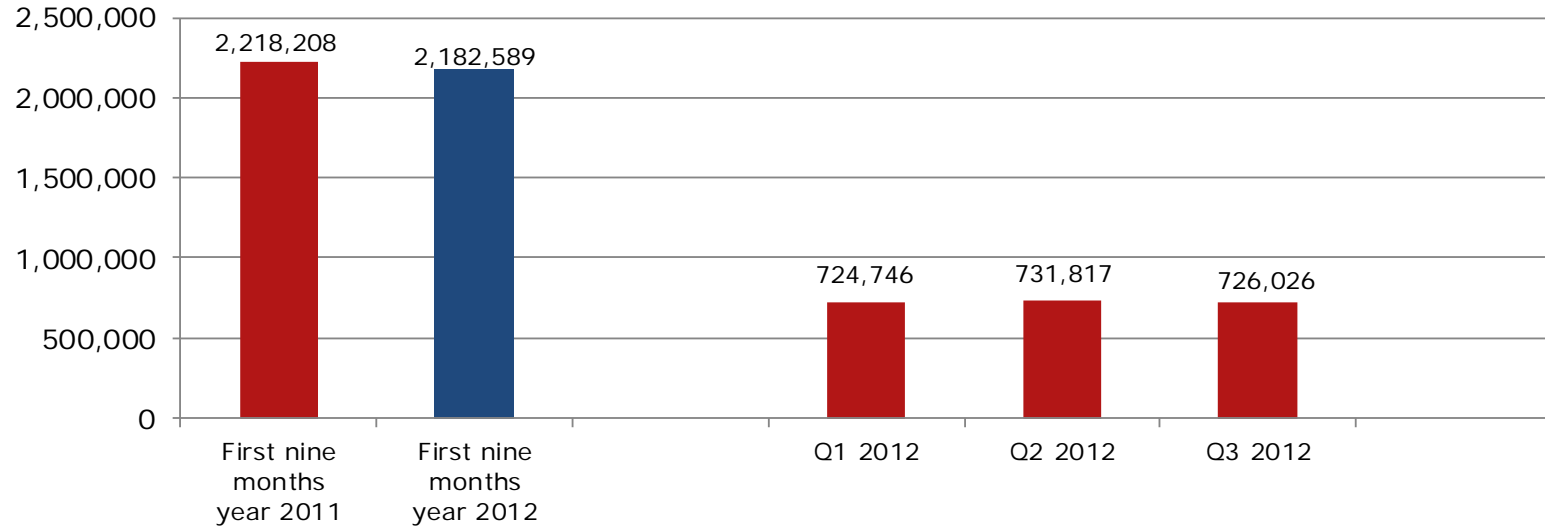
The unemployment rate for people with disabilities in July and August rose slightly before a modest dip in September. The unemployment gap between people without disabilities and those with disabilities remains significant.

**Source:** Allsup analysis based on U.S. Bureau of Labor Statistics data; not seasonally adjusted and includes those 16 and older.

# Allsup Disability Study: Income at Risk

Social Security Disability Insurance applications for the first three quarters of 2012 decreased nearly 2 percent compared to the same period 2011.

## SSDI applications



The number of people applying for Social Security Disability Insurance benefits decreased by less than 1 percent from the second quarter to the third quarter of 2012. Year-to-date, the number of people applying for SSDI benefits was down 1.6 percent for the first three quarters of 2012 compared to the same period in 2011.

**Source:** Allsup analysis based on Social Security Administration data.

# Allsup Disability Study: Income at Risk

## Background information

### About Allsup:

Allsup is a nationwide provider of Social Security disability, Medicare and Medicare Secondary Payer compliance services for individuals, employers and insurance carriers. Founded in 1984, Allsup employs more than 800 professionals who deliver specialized services supporting people with disabilities and seniors so they may lead lives that are as financially secure and as healthy as possible. The company is based in Belleville, Ill., near St. Louis. For more information, go to <http://www.Allsup.com> or visit Allsup on Facebook at <http://www.facebook.com/Allsupinc>.

### Allsup Disability Study:

Allsup has been conducting the quarterly "Allsup Disability Study: Income at Risk" since 2009.

Third quarter 2012 report: <http://www.allsup.com/Portals/4/allsup-study-income-at-risk-q3-12.pdf>

Archive: <http://www.allsup.com/about-us/news-room/income-at-risk-report-archive.aspx>

### Source materials:

U.S. Bureau of Labor Statistics, [http://www.bls.gov/schedule/archives/empsit\\_nr.htm#2012](http://www.bls.gov/schedule/archives/empsit_nr.htm#2012)

Social Security Administration, <http://www.ssa.gov/OACT/STATS/dibStat.html>

### Allsup contacts:

Rebecca Ray, (800) 854-1418 ext. 65065, [r.ray@allsupinc.com](mailto:r.ray@allsupinc.com)

Mary Jung, (773) 429-0940, [mtjung@msn.com](mailto:mtjung@msn.com)